



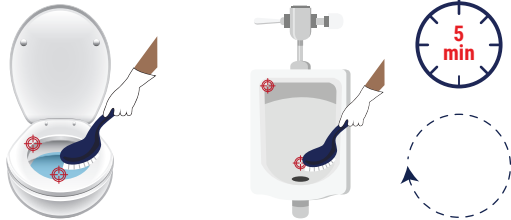
PROFESSIONAL

CLEANING GUIDE FOR BATHROOMS

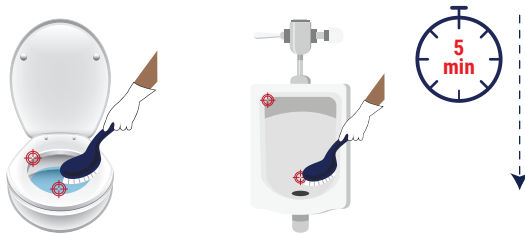


DESTROYS CORONAVIRUS IN JUST 60 SECONDS.*

1 FOR TOILET BOWLS & URINALS



Flush the toilets and the urinals. Squirt the **Domestos Multipurpose Thick Bleach** onto a toilet brush and apply evenly under toilet and urinal rims. Leave for 15 minutes.



Brush from the top downwards while paying particular attention to the rim and below the water line. Flush the toilet to rinse the brush and clean the inside of the urinal paying particular attention to the rim and centre. Leave for 5 minutes and flush.



Spray the **Handy Andy Multipurpose with Bleach** on the exterior surfaces of toilets and urinals. Wipe with paper towels and discard.

3 FOR FLOORS



Put up a wet floor sign. Fill up a mop bucket with water and **Domestos Multipurpose Thick Bleach** using the appropriate dilution rate. Mop all parts of the bathroom floor and allow to air dry before removing wet floor sign.

2 FOR SINKS AND OTHER SURFACES



Use **Handy Andy Multipurpose Cream** on a damp cloth or sponge.

FOR USE ON MULTIPLE SURFACES



Wipe away dirt and limescale from sinks. Reapply cleaner if necessary.

SOAP DISPENSERS




Using **Handy Andy Multipurpose with Bleach**, wipe off built-up soap from bottom of soap dispensers and clean them with a damp cloth.

BABY CHANGE UNITS



Spray **Handy Andy Multipurpose Cream**. Wipe all parts of the baby change unit. Rinse and wipe the surfaces with a damp cloth.

4 FOR WINDOWS AND MIRRORS



Spray a clean cloth with **Handy Andy Window & Glass Cleaner** and polish all mirrors, windows and shiny surfaces. For a streak-free finish, wipe surfaces with paper towel and discard.

*SARS-COV-2. #NaOCL (Sodium Hypochlorite) at 0.5%